

IPEDS 2022-23 Data Collection System

IPEDS HELP DESK (877) 225-2568 | ipedshelp@rti.org
OMB NO. 1850-0582 v.30 : Approval Expires 8/31/2025
User ID: 18B0011

Graduation Rates 2022-23

Institution: Ivy Tech Community College (150987)


User ID: 18B0011

Overview

Graduation Rates Overview

Welcome to the IPEDS Graduation Rates (GR) survey component. The GR component collects data on the cohort of full-time, first-time degree/certificate-seeking undergraduate students and tracks their completion status at 150% of the normal time to complete all requirements of their program of study. This information is collected to assist institutions in complying with the requirements of the Student Right-to-Know Act.

Data Reporting Reminders

- Report data to accurately reflect the time period corresponding with the IPEDS survey component, even if such reporting is seemingly inconsistent with prior-year reporting.
 - Once a student is in the cohort, they remain in the cohort, even if their status changes to part-time or they drop out or transfer out of the institution. However, adjustments can be made to the cohort for allowable exclusions, which include the death of a student, permanent disability, military deployment, or service on an official church mission or with a foreign aid service of the Federal government.
-  When reporting award levels for sub-baccalaureate certificates, determine program length by the number of credit or clock hours.

Changes to reporting:

The following changes were implemented for the 2022-23 data collection period:

- The "Nonresident alien" category has been changed to 'U.S. Nonresident' but should include the same students.
- A gender question has been added at the end of the collection to collect information about students for whom gender does not fit the binary gender (Men/Women) categories provided. **Institutions should still allocate those students to the Men/Women category throughout the rest of the survey component at this time.**
- An FAQ (#7) has been added to clarify where to report undocumented and DACA students in race/ethnicity categories.
- Change the term 'summer term' to 'summer session' throughout the instructions and FAQs.

Resources:

- The survey materials package for this component can be downloaded using the following link: [Survey Materials](#)
- To access your prior year data submission for this component: [Reported Data](#)

If you have questions about completing this survey, please contact the **IPEDS Help Desk at 1-877-225-2568**.

Institution: Ivy Tech Community College (150987)

User ID: 18B0011

Establishing cohort

Establishing cohorts

Based on your institution's response to the predominant calendar system question (B3) on the Institutional Characteristics Header survey component from the IPEDS Fall 2022 data collection,

your institution must report graduation rates data using a :

Fall Cohort

A fall cohort is used by institutions with standard academic terms (semester, trimester, quarter, 4-1-4). A full-year cohort is used by institutions offering primarily occupational/vocational programs and operating on a continuous basis.

Reporting Reminder:

- Report Hispanic/Latino individuals of any race as Hispanic/Latino
- Report race for non-Hispanic/Latino individuals only

Cohort of full-time, first-time degree/certificate-seeking undergraduate students

Please review the data in the initial cohort column and re-enter the cohort data making any necessary corrections for omissions, erroneous reporting, or where better information regarding race/ethnicity or gender is available. Institutions must continue to report using the new race/ethnicity categories. For information and assistance with this, please visit the [IPEDS Race/Ethnicity Information Center](#).

Men

Screen 1 of 5	Cohort year 2019	
	Initial cohort	Revised cohort
<u>U.S. Nonresident</u>	40	<input type="text" value="0"/>
<u>Hispanic/Latino</u>	125	<input type="text" value="117"/>
<u>American Indian or Alaska Native</u>	13	<input type="text" value="12"/>
<u>Asian</u>	62	<input type="text" value="58"/>
<u>Black or African American</u>	306	<input type="text" value="248"/>
<u>Native Hawaiian or Other Pacific Islander</u>	6	<input type="text" value="5"/>
<u>White</u>	2,269	<input type="text" value="2,037"/>
Two or more races	130	<input type="text" value="115"/>
<u>Race and ethnicity unknown</u>	45	<input type="text" value="68"/>
Total men	2,996	2,660

Women

Screen 1 of 5	Cohort year 2019	
	Initial cohort	Revised cohort
<u>U.S. Nonresident</u>	32	<input type="text" value="0"/>
<u>Hispanic/Latino</u>	148	<input type="text" value="145"/>
<u>American Indian or Alaska Native</u>	23	<input type="text" value="19"/>
<u>Asian</u>	60	<input type="text" value="56"/>
<u>Black or African American</u>	378	<input type="text" value="316"/>
<u>Native Hawaiian or Other Pacific Islander</u>	6	<input type="text" value="6"/>
<u>White</u>	2,619	<input type="text" value="2,342"/>
Two or more races	171	<input type="text" value="150"/>
<u>Race and ethnicity unknown</u>	80	<input type="text" value="98"/>
Total women	3,517	3,132

Total men + women	6,513	<input type="text" value="5,792"/>
--------------------------	--------------	------------------------------------

Establishing cohort - Gender Unknown or another gender than Men/Women categories

Establishing cohorts - Gender Unknown or another gender than provided men/women categories

Is your institution able to report another gender for the 2022-23 data collection? If you indicate 'No', your institution should leave the cells in the rows for 'Another gender' blank (i.e., do not report 0). If you indicate 'Yes', but no students identified as another gender, please enter '0'.

- ☐ Yes
- ☒ No

Of the total students in the revised cohort, how many students did you allocate to a binary gender category (Men/Women) because their gender was unknown or another gender than the provided categories?

Undergraduate Students		Number of students
Grand total		5,792
	Gender unknown (i.e., gender information is not known or not collected).	<div>46</div>
	Another gender (i.e., gender information is known but does not fall into either of the mutually exclusive binary categories provided [Men/Women]).	<div></div>
Total of Gender unknown + Another gender		46
Total of Students for whom gender is known and falls into one of the mutually exclusive binary categories provided [Men/Women]		5,746

Institution: Ivy Tech Community College (150987)

User ID: 18B0011

Completers within 150%

Cohort of full-time, first-time degree/certificate-seeking undergraduate students

In the columns below, report the status of the 2019 cohort of full-time, first-time degree/certificate-seeking undergraduate students listed in Column 10. Those who completed their program within 150% of normal time as of August 31, 2022 should be reported in either Column 11 or 12, depending on the length of the program completed.

- Report Hispanic/Latino individuals of any race as Hispanic/Latino
- Report race for non-Hispanic/Latino individuals only

Men

Screen 2 of 5	Cohort year 2019			
	Cohort	Cohort students who completed their program within 150% of <u>normal time to completion</u>		Total completers within 150%
		Completers of programs of less than 2 academic yrs (or equivalent)	Completers of programs of at least 2 but less than 4 academic yrs (or equivalent)	
	(Column 10)	(Column 11)	(Column 12)	(Column 29)
<u>U.S. Nonresident</u>	0	<input type="text" value="0"/>	<input type="text" value="0"/>	0
<u>Hispanic/Latino</u>	117	<input type="text" value="7"/>	<input type="text" value="15"/>	22
<u>American Indian or Alaska Native</u>	12	<input type="text" value="1"/>	<input type="text" value="5"/>	6
<u>Asian</u>	58	<input type="text" value="2"/>	<input type="text" value="13"/>	15
<u>Black or African American</u>	248	<input type="text" value="4"/>	<input type="text" value="31"/>	35
<u>Native Hawaiian or Other Pacific Islander</u>	5	<input type="text" value="0"/>	<input type="text" value="1"/>	1
<u>White</u>	2,037	<input type="text" value="147"/>	<input type="text" value="550"/>	697
Two or more races	115	<input type="text" value="4"/>	<input type="text" value="14"/>	18
<u>Race and ethnicity unknown</u>	68	<input type="text" value="1"/>	<input type="text" value="21"/>	22
Total men	2,660	166	650	816

Women

Screen 2 of 5	Cohort year 2019			
	Cohort	Cohort students who completed their program within 150% of <u>normal time to completion</u>		Total completers within 150%
		Completers of programs of less than 2 academic yrs (or equivalent)	Completers of programs of at least 2 but less than 4 academic yrs (or equivalent)	
	(Column 10)	(Column 11)	(Column 12)	(Column 29)
<u>U.S. Nonresident</u>	0	<input type="text" value="0"/>	<input type="text" value="0"/>	0
<u>Hispanic/Latino</u>	145	<input type="text" value="4"/>	<input type="text" value="38"/>	42
<u>American Indian or Alaska Native</u>	19	<input type="text" value="0"/>	<input type="text" value="4"/>	4
<u>Asian</u>	56	<input type="text" value="1"/>	<input type="text" value="19"/>	20
<u>Black or African American</u>	316	<input type="text" value="4"/>	<input type="text" value="49"/>	53
<u>Native Hawaiian or Other Pacific Islander</u>	6	<input type="text" value="0"/>	<input type="text" value="3"/>	3
<u>White</u>	2,342	<input type="text" value="74"/>	<input type="text" value="707"/>	781
Two or more races	150	<input type="text" value="2"/>	<input type="text" value="33"/>	35
<u>Race and ethnicity unknown</u>	98	<input type="text" value="5"/>	<input type="text" value="24"/>	29
Total women	3,132	90	877	967

Total men + women	5,792	256	1,527	1,783
-------------------	-------	-----	-------	-------

Institution: Ivy Tech Community College (150987)

User ID: 18B0011

Transfers/exclusions

- In the columns below, report the status of those students in the 2019 cohort of full-time, first-time degree/certificate-seeking undergraduate students listed in Column 10 who did not complete a program as of August 31, 2022.
- Report transfers-out who did not complete a program in Column 30. If the mission of your institution includes providing substantial preparation for students to enroll in another eligible institution WITHOUT having completed a program, you must report transfer-out data in Column 30. A school is required to report only on those students that the school knows have transferred to another eligible institution. A school must document that the student actually transferred. If it is not part of your mission, you may report transfer-out data if you wish.
- Report eligible exclusions from the cohort in Column 45. The ONLY allowable categories for this column are:
students who died or became permanently disabled
students who left school to serve in the armed forces (or have been called up to active duty)
students who left school to serve with a foreign aid service of the Federal Government
students who left school to serve on an official church mission
- Column 52 [No longer enrolled] will be calculated for you. This includes students who have dropped out as well as those who completed in greater than 150% of normal time.
- If you do not have any values to report in either Column 30, 45, or 51, you must enter at least one zero in a field on this screen to continue.

Cohort of full-time, first-time degree/certificate-seeking undergraduate students

- Report Hispanic/Latino individuals of any race as Hispanic/Latino
- Report race for non-Hispanic/Latino individuals only

Men

Screen 3 of 5	Cohort year 2019					
	Cohort	Total completers within 150%	Total transfer-out students	Total exclusions	Still enrolled	No longer enrolled
	(Column 10)	(Column 29)	(Column 30)	(Column 45)	(Column 51)	(Column 52)
<u>U.S. Nonresident</u>	0	0	<input type="text" value="0"/>	<input type="text" value="0"/>	<input type="text" value="0"/>	0
<u>Hispanic/Latino</u>	117	22	<input type="text" value="8"/>	<input type="text" value="0"/>	<input type="text" value="20"/>	67
<u>American Indian or Alaska Native</u>	12	6	<input type="text" value="0"/>	<input type="text" value="0"/>	<input type="text" value="2"/>	4
<u>Asian</u>	58	15	<input type="text" value="6"/>	<input type="text" value="0"/>	<input type="text" value="9"/>	28
<u>Black or African American</u>	248	35	<input type="text" value="24"/>	<input type="text" value="0"/>	<input type="text" value="26"/>	163
<u>Native Hawaiian or Other Pacific Islander</u>	5	1	<input type="text" value="0"/>	<input type="text" value="0"/>	<input type="text" value="0"/>	4
<u>White</u>	2,037	697	<input type="text" value="165"/>	<input type="text" value="0"/>	<input type="text" value="185"/>	990
Two or more races	115	18	<input type="text" value="16"/>	<input type="text" value="1"/>	<input type="text" value="16"/>	64
<u>Race and ethnicity unknown</u>	68	22	<input type="text" value="5"/>	<input type="text" value="0"/>	<input type="text" value="8"/>	33
Total men	2,660	816	224	1	266	1,353

Women



Screen 3 of 5	Cohort year 2019					
	Cohort	Total completers within 150%	Total transfer-out students	Total exclusions	Still enrolled	No longer enrolled
	(Column 10)	(Column 29)	(Column 30)	(Column 45)	(Column 51)	(Column 52)
<u>U.S. Nonresident</u>	0	0	<input type="text" value="0"/>	<input type="text" value="0"/>	<input type="text" value="0"/>	0
<u>Hispanic/Latino</u>	145	42	<input type="text" value="9"/>	<input type="text" value="0"/>	<input type="text" value="26"/>	68
<u>American Indian or Alaska Native</u>	19	4	<input type="text" value="2"/>	<input type="text" value="0"/>	<input type="text" value="1"/>	12
<u>Asian</u>	56	20	<input type="text" value="9"/>	<input type="text" value="0"/>	<input type="text" value="8"/>	19
<u>Black or African American</u>	316	53	<input type="text" value="35"/>	<input type="text" value="0"/>	<input type="text" value="36"/>	192
<u>Native Hawaiian or Other Pacific Islander</u>	6	3	<input type="text" value="1"/>	<input type="text" value="0"/>	<input type="text" value="0"/>	2

<u>White</u>	2,342	781	<div>233</div>	<div>1</div>	<div>246</div>	1,081
Two or more races	150	35	<div>14</div>	<div>0</div>	<div>16</div>	85
<u>Race and ethnicity unknown</u>	98	29	<div>16</div>	<div>0</div>	<div>12</div>	41
Total women	3,132	967	319	1	345	1,500
Total men + women	5,792	1,783	543	2	611	2,853
Total in prior year (men and women)	5,701		601			

Completers within 100%

- In the columns below, report the status of those students in the 2019 cohort of full-time, first-time degree/certificate-seeking undergraduate students who completed their program within 100% of normal time to completion.
- Those who completed their program within 100% of normal time should be reported in either Column 55 or 56, depending on the length of the program completed.

Cohort of full-time, first-time degree/certificate-seeking undergraduate students

Screen 4 of 5	Cohort year 2019				
	Revised cohort	Exclusions	Cohort students who completed their program within 100% of <u>normal time to completion</u>		Total completers within 100% (Column 55 + 56)
			 Completers of programs of less than 2 academic yrs (or equivalent)	 Completers of programs of at least 2 but less than 4 academic yrs (or equivalent)	
			(Column 55)	(Column 56)	(Column 57)
Total men + women	5,792	2	167	1,022	1,189

Institution: Ivy Tech Community College (150987)

User ID: 18B0011

Pell recipients and recipients of a subsidized Direct Loan who did not receive a Pell Grant

For each subcohort, report the number of students in the cohort, total exclusions for the cohort, and the number of students that completed a certificate or degree within 150% of normal time to completion.

- Recipients of a Pell Grant and Recipients of a Direct Subsidized Loan that did not receive a Pell Grant are **mutually exclusive**, that is, if a student is in one cohort, they cannot be in the other cohort.
- The total of these 2 subcohorts must be less than the full-time, first-time, degree/certificate-seeking cohort

Cohort of full-time, first-time degree/certificate-seeking undergraduate students

Screen 5 of 5		<u>Cohort</u> year 2019		
		Number of students in cohort	Total <u>exclusions</u>	<u>Number of students that completed within 150% of normal time to completion</u>
		(Column 10)	(Column 45)	(Column 29)
Full-time, first-time, degree/certificate-seeking cohort		5,792	2	1,783
	Recipients of a Pell Grant (within entering year)	3,125	1	869
	Recipients of a Direct Subsidized Loan (Within entering year) that did not receive a Pell Grant	264	0	89
	Did not receive either a Pell Grant or Direct Subsidized Loan (within entering year)	2,403	1	825

Graduation and transfer-out rates


Calculation of graduation and transfer-out rates

Screen 1 of 2	Cohort year 2019	
	Graduation rate	Transfer-out rate
Overall Rates (will be displayed on College Navigator)	31	9
Men	31	8
Women	31	10

Do you wish to provide additional context notes?

☐No

☐Yes

 You may use the box below to provide additional context for the data you have reported above. Context notes will be posted on the College Navigator website. Therefore, you should write all context notes using proper grammar (e.g., complete sentences with punctuation) and common language that can be easily understood by students and parents (e.g., spell out acronyms).

Institution: Ivy Tech Community College (150987)

User ID: 18B0011

4-year average rates**4-year average rates**

Screen 2 of 2

Men

	2016	2017	2018	2019	4-year Total
<u>Adjusted cohort</u>	2,963	2,807	2,642	2,659	11,071
Total <u>completers within 150%</u>	714	745	796	816	3,071
Total <u>transfer-out students</u>	470	366	250	224	1,310

Women

	2016	2017	2018	2019	4-year Total
<u>Adjusted cohort</u>	3,434	3,123	3,051	3,131	12,739
Total <u>completers within 150%</u>	858	889	914	967	3,628
Total <u>transfer-out students</u>	543	420	351	319	1,633

Total (men and women)

	2016	2017	2018	2019	4-year Total
<u>Adjusted cohort</u>	6,397	5,930	5,693	5,790	23,810
Total <u>completers within 150%</u>	1,572	1,634	1,710	1,783	6,699
Total <u>transfer-out students</u>	1,013	786	601	543	2,943
4-year average Student Right-to-Know Completion or Graduation Rate Calculation					28
(Total Completers within 150% / Adjusted Cohort)					
4-year average Student Right-to-Know Transfer-out Rate Calculation					12
(Total Transfer-out Students / Adjusted Cohort)					

Prepared by

Prepared by

Reporting Reminders:

- The name of the preparer is being collected so that we can follow up with the appropriate person in the event that there are questions concerning the data.
- The Keyholder will be copied on all email correspondence to other preparers.
- The time it took to prepare this component is being collected so that we can continue to improve our estimate of the reporting burden associated with IPEDS.
- Please include in your estimate the time it took for you to review instructions, query and search data sources, complete and review the component, and submit the data through the Data Collection System.
- Thank you for your assistance.

This survey component was prepared by:

<input checked="" type="radio"/>	Keyholder	<input type="radio"/>	SFA Contact	<input type="radio"/>	HR Contact
<input type="radio"/>	Finance Contact	<input type="radio"/>	Academic Library Contact	<input type="radio"/>	Other

Name:

Email:

How many staff from your institution only were involved in the data collection and reporting process of this survey component?

Number of Staff (including yourself)

How many hours did you and others from your institution only spend on each of the steps below when responding to this survey component?
Exclude the hours spent collecting data for state and other reporting purposes.

Staff member	Collecting Data Needed	Revising Data to Match IPEDS Requirements	Entering Data	Revising and Locking Data
Your office	<input type="text" value="10.00"/> hours	<input type="text" value="15.00"/> hours	<input type="text" value="2.00"/> hours	<input type="text" value="5.00"/> hours
Other offices	<input type="text" value="0.00"/> hours	<input type="text" value="5.00"/> hours	<input type="text" value="0.00"/> hours	<input type="text" value="5.00"/> hours

Institution: Ivy Tech Community College (150987)

User ID: 18B0011

Summary

2022 IPEDS Graduation Rate Component Data Summary

IPEDS collects important information regarding your institution. All data reported in IPEDS survey components become available in the IPEDS Data Center and appear as aggregated data in various Department of Education reports. Additionally, some of the reported data appears specifically for your institution through the College Navigator website and is included in your institution's Data Feedback Report (DFR). The purpose of this summary is to provide you an opportunity to view some of the data that, when accepted through the IPEDS quality control process, will appear on the College Navigator website and/or your DFR. College Navigator is updated approximately three months after the data collection period closes and Data Feedback Reports will be available through the [Data Center](#) and sent to your institution's CEO in November 2023.

Please review your data for accuracy. If you have questions about the data displayed below after reviewing the data reported on the survey screens, please contact the IPEDS Help Desk at: 1-877-225-2568 or ipedshelp@rti.org.

Overall Graduation Rate	
Graduation Rate	31%
Total number of students in the Adjusted Cohort	5,790
Total number of completers within 150% of normal time	1,783

Overall Transfer-out Rate	
Transfer-out Rate	9%
Total number of students in the Adjusted Cohort	5,790
Total number of transfers-out within 150% of normal time	543

Edit Report

Graduation Rates

Source	Description	Severity	Resolved	Options
Screen: Establishing cohort				
Upload File	The total number of students (men + women) in the revised cohort is outside the expected range based on the initial cohort. Please correct your data or contact the IPEDS Help Desk for assistance. (Error #4109)	Fatal	Yes	
Reason	Overridden by administrator. KH confirmed that original cohort was incorrectly reported. JI			